

Aug 1, 2014 - Aug 31, 2014

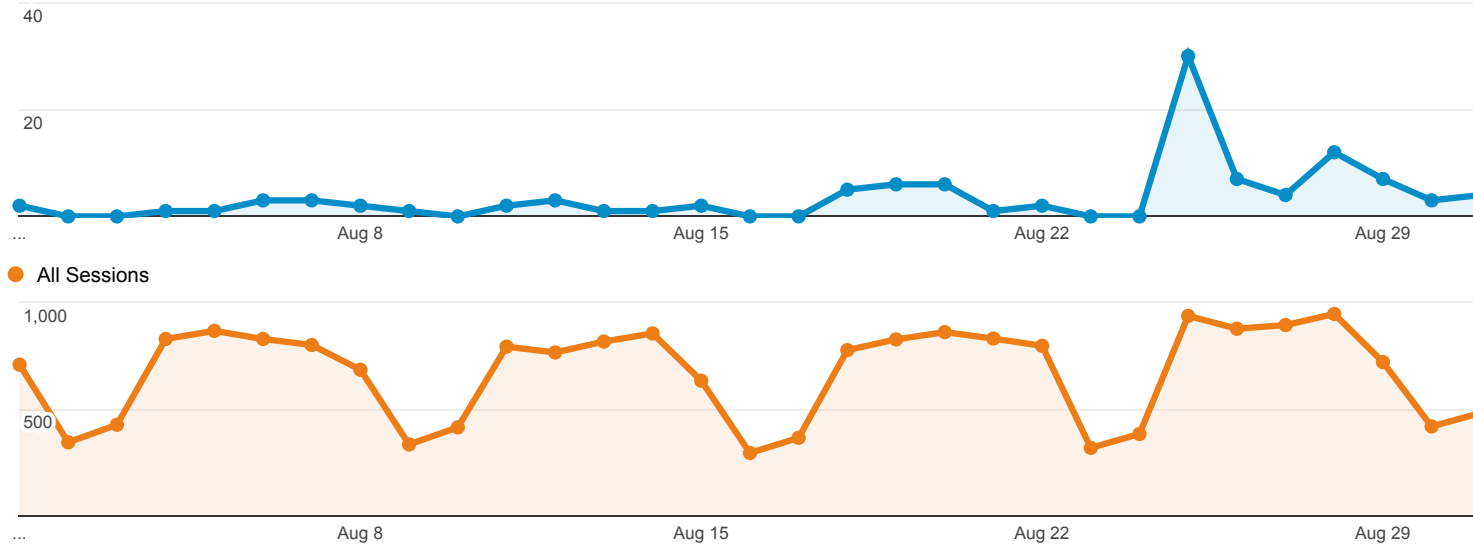
Social Network Referrals

All Sessions
100.00%

+ Add Segment

Social Referral

Sessions via Social Referral



Social Network	Sessions	Pageviews	Avg. Session Duration	Pages / Session
1. Taringal!	60 (55.05%)	65 (18.57%)	00:00:10	1.08
2. Facebook	32 (29.36%)	221 (63.14%)	00:09:51	6.91
3. Blogger	8 (7.34%)	13 (3.71%)	00:03:39	1.62
4. Twitter	8 (7.34%)	50 (14.29%)	00:06:38	6.25
5. WordPress	1 (0.92%)	1 (0.29%)	00:00:00	1.00

Rows 1 - 5 of 5

Social Network Referrals

Aug 1, 2014 - Aug 31, 2014

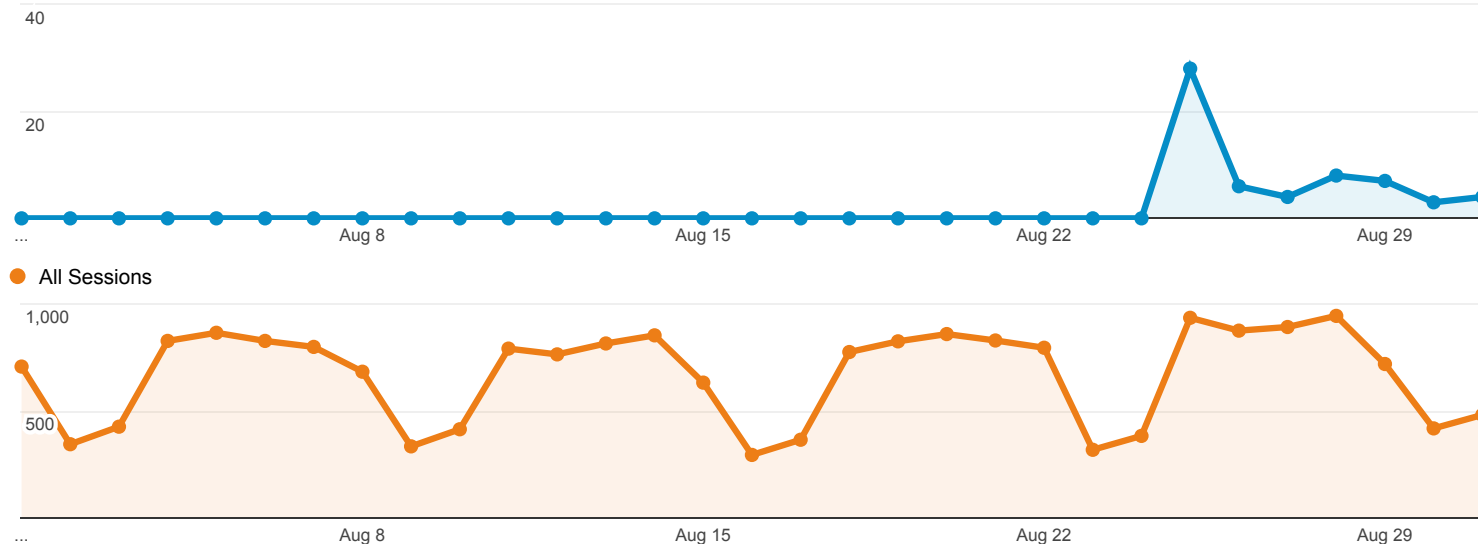
ALL » SOCIAL NETWORK: Taringa!

All Sessions
0.29%

+ Add Segment

Social Referral

Sessions via Social Referral



Shared URL	Sessions	Pageviews	Avg. Session Duration	Pages / Session
1. www.library.umaine.edu/science/compsci.htm	60(100.00%)	65(100.00%)	00:00:10	1.08

Rows 1 - 1 of 1

Aug 1, 2014 - Aug 31, 2014

Social Network Referrals

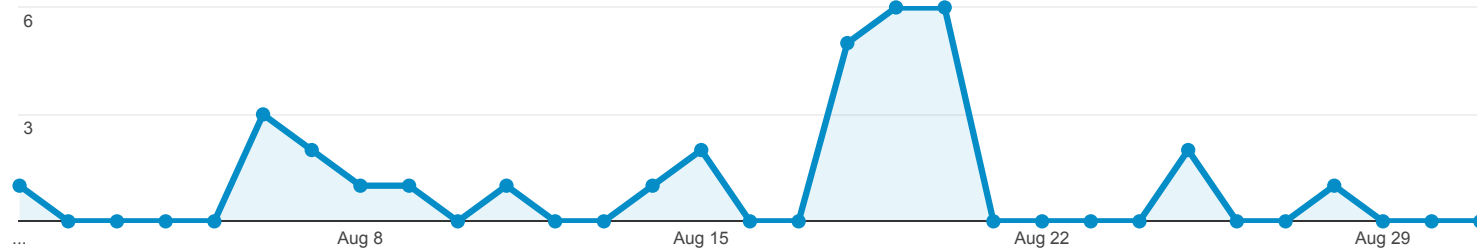
ALL » SOCIAL NETWORK: Facebook

All Sessions
0.15%

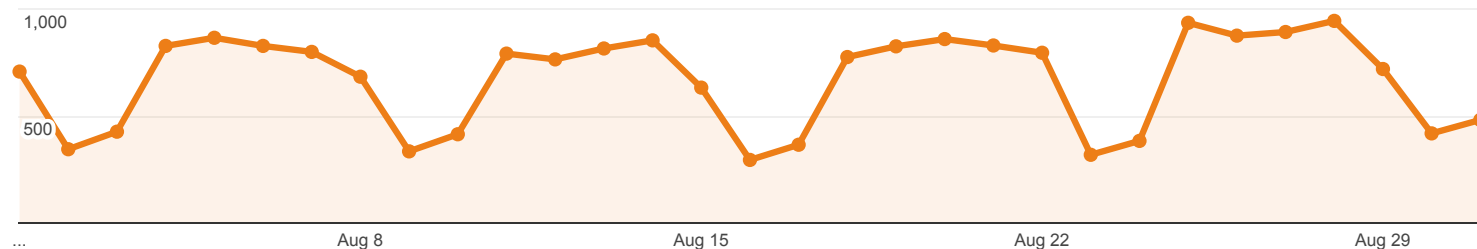
+ Add Segment

Social Referral

Sessions via Social Referral



All Sessions



Shared URL	Sessions	Pageviews	Avg. Session Duration	Pages / Session
1. www.library.umaine.edu/yearbooks/default.asp	15 (46.88%)	64 (28.96%)	00:12:23	4.27
2. www.library.umaine.edu/default.asp	8 (25.00%)	124 (56.11%)	00:09:33	15.50
3. www.library.umaine.edu/displays/Water.htm	2 (6.25%)	4 (1.81%)	00:00:33	2.00
4. www.library.umaine.edu/yearbooks/Eighties.htm	2 (6.25%)	18 (8.14%)	00:17:09	9.00
5. www.library.umaine.edu/yearbooks/Seventies.htm	2 (6.25%)	7 (3.17%)	00:08:08	3.50
6. library.umaine.edu/refchat.htm	1 (3.12%)	2 (0.90%)	00:01:16	2.00
7. www.library.umaine.edu/refchat.htm	1 (3.12%)	1 (0.45%)	00:00:00	1.00
8. www.library.umaine.edu/science/transportation.htm	1 (3.12%)	1 (0.45%)	00:00:00	1.00

Rows 1 - 8 of 8

Aug 1, 2014 - Aug 31, 2014

Social Network Referrals

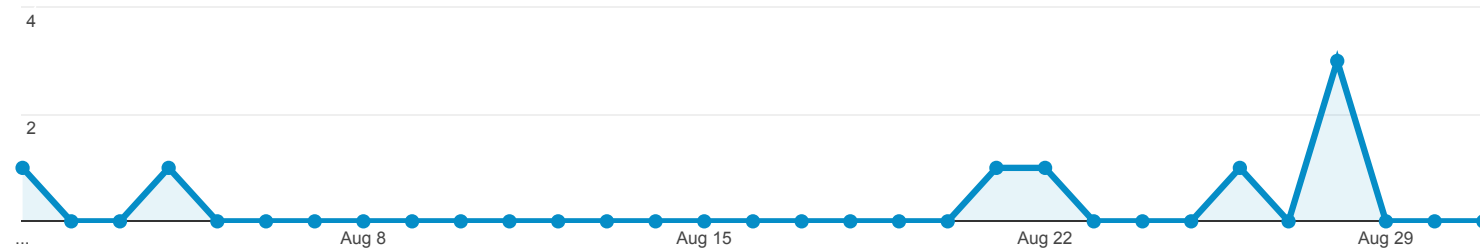
ALL » SOCIAL NETWORK: Blogger

All Sessions
0.04%

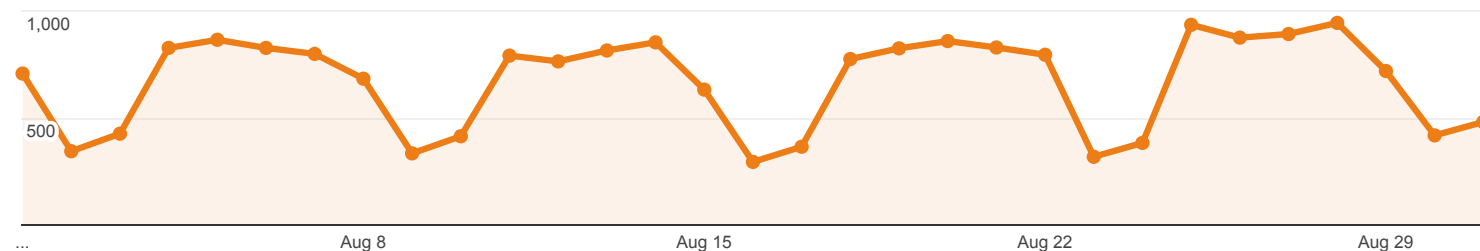
+ Add Segment

Social Referral

Sessions via Social Referral



All Sessions



Shared URL	Sessions	Pageviews	Avg. Session Duration	Pages / Session
1. www.library.umaine.edu/theses/default.asp	6 (75.00%)	8 (61.54%)	00:01:27	1.33
2. library.umaine.edu/townreport/holdings.htm	1 (12.50%)	4 (30.77%)	00:20:32	4.00
3. www.library.umaine.edu/townreport/default.asp	1 (12.50%)	1 (7.69%)	00:00:00	1.00

Rows 1 - 3 of 3

Aug 1, 2014 - Aug 31, 2014

Social Network Referrals

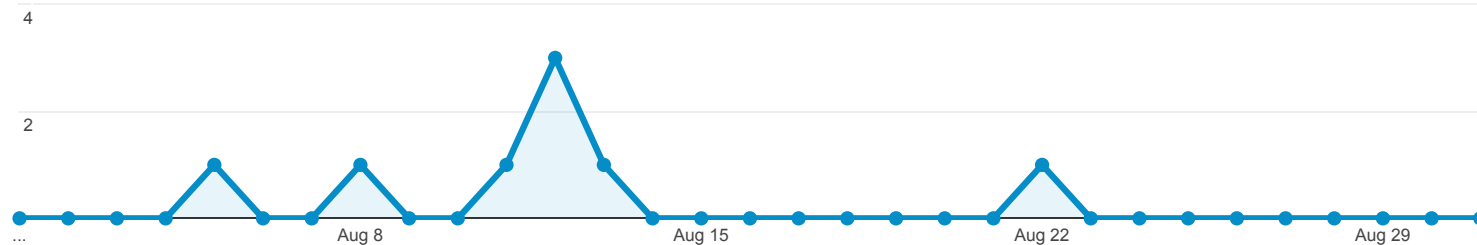
ALL » SOCIAL NETWORK: Twitter

All Sessions
0.04%

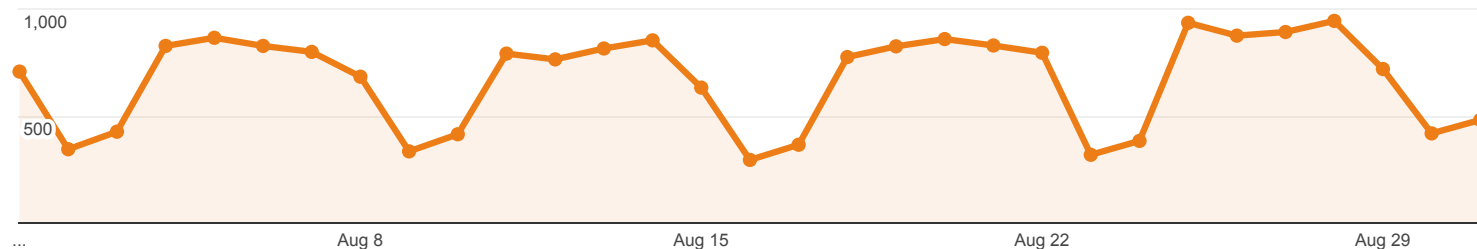
+ Add Segment

Social Referral

Sessions via Social Referral



All Sessions



Shared URL	Sessions	Pageviews	Avg. Session Duration	Pages / Session
1. www.library.umaine.edu/default.asp	4 (50.00%)	46 (92.00%)	00:13:16	11.50
2. www.library.umaine.edu/displays/Water.htm	2 (25.00%)	2 (4.00%)	00:00:00	1.00
3. www.library.umaine.edu/indexesdb/Indexes.asp	2 (25.00%)	2 (4.00%)	00:00:00	1.00

Rows 1 - 3 of 3

Aug 1, 2014 - Aug 31, 2014

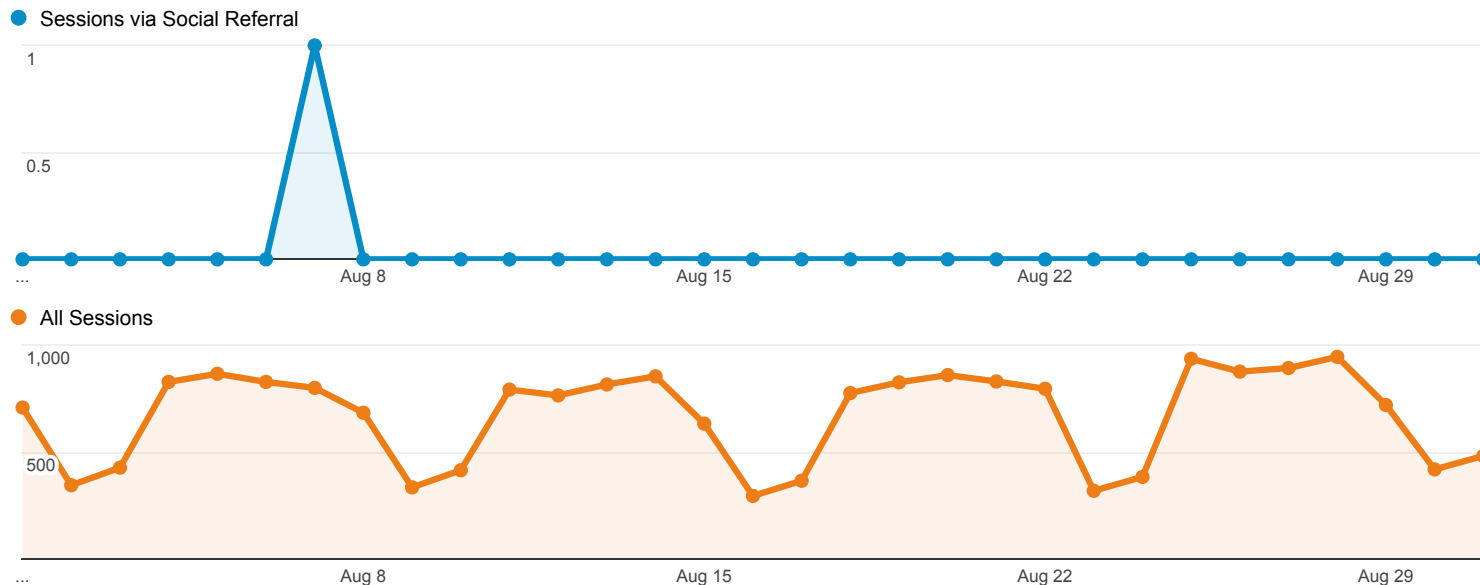
Social Network Referrals

ALL » SOCIAL NETWORK: WordPress

All Sessions
0.00%

+ Add Segment

Social Referral



Shared URL	Sessions	Pageviews	Avg. Session Duration	Pages / Session
1. www.library.umaine.edu/theses/default.asp	1 (100.00%)	1 (100.00%)	00:00:00	1.00

Rows 1 - 1 of 1