

Jul 1, 2013 - Jul 31, 2013

Frequency & Recency




























 % of visits: 100.00%

Distribution

Count of Visits

Visits
22,786
% of Total: 100.00% (22,786)

Pageviews
50,178
% of Total: 100.00% (50,178)

Count of Visits	Visits	Pageviews
1	8,505 	16,119 
2	1,748 	4,172 
3	939 	2,718 
4	680 	1,532 
5	459 	1,074 
6	406 	1,425 
7	340 	1,205 
8	579 	940 
9-14	1,460 	2,835 
15-25	1,089 	2,723 
26-50	1,085 	2,793 
51-100	1,055 	2,639 
101-200	1,021 	2,017 
201+	3,420 	7,986 