

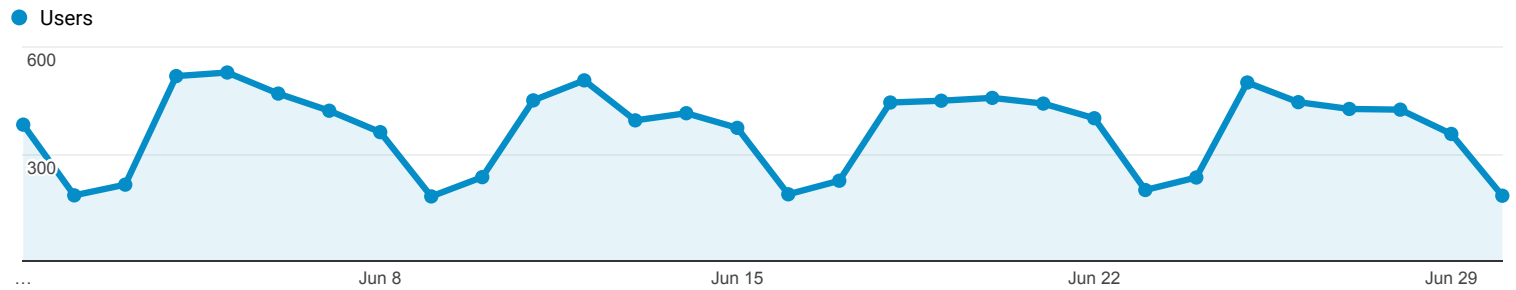
Browser & OS

All Users
100.00% Users

Jun 1, 2018 - Jun 30, 2018

Explorer

Summary



Browser	Acquisition			Behavior			Conversions Goal 1: Mobile IDB Access		
	Users	New Users	Sessions	Bounce Rate	Pages / Session	Avg. Session Duration	Mobile IDB Access (Goal 1 Conversion Rate)	Mobile IDB Access (Goal 1 Completions)	Mobile IDB Access (Goal 1 Value)
	5,820 % of Total: 100.00% (5,820)	3,821 % of Total: 100.05% (3,819)	15,673 % of Total: 100.00% (15,673)	46.46% Avg for View: 46.46% (0.00%)	2.24 Avg for View: 2.24 (0.00%)	00:03:21 Avg for View: 00:03:21 (0.00%)	14.08% Avg for View: 14.08% (0.00%)	2,206 % of Total: 100.00% (2,206)	\$0.00 % of Total: 0.00% (\$0.00)
1. Chrome	3,413 (58.65%)	2,163 (56.61%)	10,085 (64.35%)	47.47%	2.29	00:03:50	12.63%	1,274 (57.75%)	\$0.00 (0.00%)
2. Safari	985 (16.93%)	627 (16.41%)	2,211 (14.11%)	44.50%	2.02	00:02:10	16.87%	373 (16.91%)	\$0.00 (0.00%)
3. Firefox	668 (11.48%)	398 (10.42%)	1,943 (12.40%)	41.02%	2.24	00:02:26	17.40%	338 (15.32%)	\$0.00 (0.00%)
4. Internet Explorer	382 (6.56%)	327 (8.56%)	743 (4.74%)	47.38%	2.27	00:03:32	14.40%	107 (4.85%)	\$0.00 (0.00%)
5. Edge	279 (4.79%)	224 (5.86%)	577 (3.68%)	48.53%	2.27	00:02:31	19.06%	110 (4.99%)	\$0.00 (0.00%)
6. Mozilla Compatible Agent	18 (0.31%)	18 (0.47%)	18 (0.11%)	100.00%	1.00	00:00:00	0.00%	0 (0.00%)	\$0.00 (0.00%)
7. Opera	18 (0.31%)	15 (0.39%)	24 (0.15%)	75.00%	1.38	00:00:11	16.67%	4 (0.18%)	\$0.00 (0.00%)
8. Amazon Silk	13 (0.22%)	10 (0.26%)	20 (0.13%)	35.00%	2.50	00:02:05	0.00%	0 (0.00%)	\$0.00 (0.00%)
9. Opera Mini	12 (0.21%)	12 (0.31%)	13 (0.08%)	76.92%	1.62	00:00:30	0.00%	0 (0.00%)	\$0.00 (0.00%)
10. Samsung Internet	8 (0.14%)	6 (0.16%)	12 (0.08%)	83.33%	1.08	00:00:05	0.00%	0 (0.00%)	\$0.00 (0.00%)
11. Android WebView	7 (0.12%)	7 (0.18%)	7 (0.04%)	71.43%	1.29	00:01:07	0.00%	0 (0.00%)	\$0.00 (0.00%)

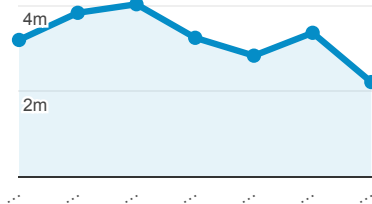
My Dashboard

Jun 25, 2018 - Jul 1, 2018

All Users
100.00% Sessions

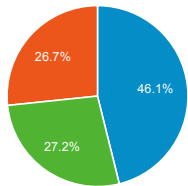
Avg. Visit Duration

Avg. Session Duration



Visits by Traffic Type

organic referral direct



Visits and Pageviews by Mobile

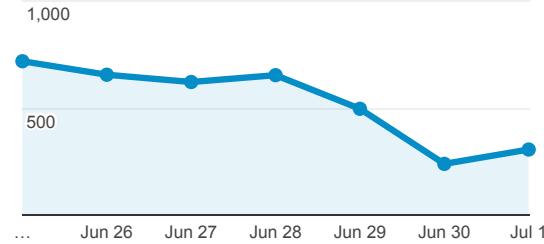
Mobile (Including Tablet)	Sessions	Pageviews
No	3,455	8,113
Yes	233	381

Visits and Pages / Visit by Mobile D...

Mobile Device Info	Sessions	Pages / Session
Apple iPhone	118	1.43
Apple iPad	28	1.79
(not set)	7	2.43
Microsoft Windows	6	1.00

Visits

Sessions



Visits

3,688
% of Total: 100.00% (3,688)

Visits and Pages / Visit by Keyword

Keyword	Sessions	Pages / Session
(not provided)	1,682	2.20
https://library.umaine.edu/map/	6	1.33
proof read	6	2.50
umaine fogler	2	3.00
amazon	1	1.00
fogler library	1	2.00
https://library.umaine.edu/technical-services-toc/rda-checklist/	1	1.00
maine folgerler library	1	1.00
umaien folgler	1	3.00

Visits and Pages / Visit by Source / Medium

Source / Medium	Sessions	Pages / Session
google / organic	1,561	2.14

Pageviews

8,494
% of Total: 100.00% (8,494)


Pageviews by Page Title

Page Title	Pageviews
Raymond H. Fogler Library, University of Maine	4,024
Raymond H. Fogler Library Indexes and Databases	1,022
Fogler Library: Indexes and Databases	795
Raymond H. Fogler Library E-journals	304
Fogler Library: Indexes and Databases Results	160
Home - Subject Guides at University of Maine	108
Fogler Library Hours - Raymond H. Fogler Library - University of Maine	103
Interlibrary Loan - Resource Delivery Services - Subject Guides at University of Maine	100
Articles - Raymond H. Fogler Library - University of Maine	68
Contacts - Raymond H. Fogler Library - University of Maine	65

Exits and Pageviews by Exit Page

Exit Page	Exits	Pageviews
/	1,860	3,305
/ejournals/_ejournals.asp	192	452

Depth of Visit

 **All Users**
 100.00% Users (100.00% Sessions)

Jun 1, 2018 - Jun 30, 2018

Distribution

Page Depth

Sessions






























15,673

% of Total: 100.00% (15,673)

Pageviews

35,071

% of Total: 100.00% (35,071)

Page Depth	Sessions	Pageviews
<1	54	0
1	8,656 	8,656 
2	2,825 	5,650 
3	1,884 	5,652 
4	731 	2,924 
5	426 	2,130 
6	367 	2,202 
7	201 	1,407 
8	127 	1,016 
9	85 	765 
10	53	530 
11	51	561 
12	42	504 
13	35	455 
14	27	378 
15	13	195 
16	12	192 
17	8	136 
18	16	288 
19	10	190 
20+	50	1,240 

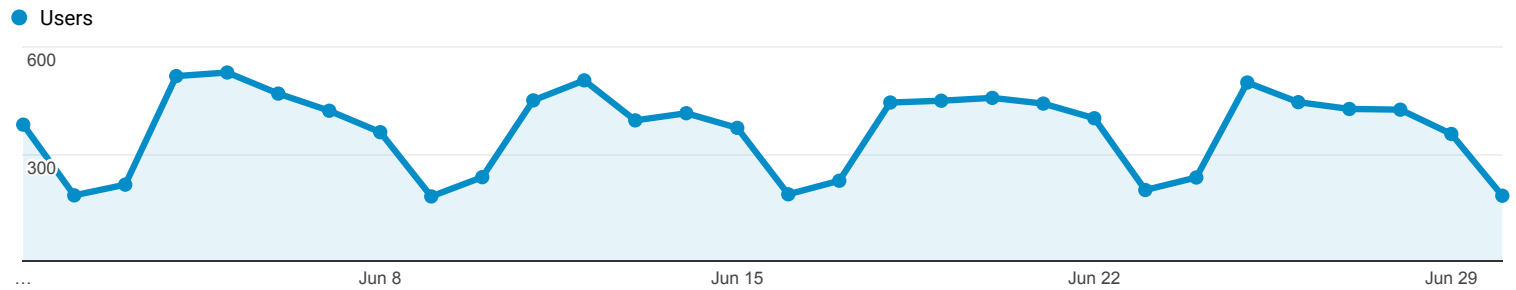
Device Overview

All Users
100.00% Users

Jun 1, 2018 - Jun 30, 2018

Explorer

Summary



Device Category	Acquisition			Behavior			Conversions Goal 1: Mobile IDB Access		
	Users	New Users	Sessions	Bounce Rate	Pages / Session	Avg. Session Duration	Mobile IDB Access (Goal 1 Conversion Rate)	Mobile IDB Access (Goal 1 Completions)	Mobile IDB Access (Goal 1 Value)
	5,820 % of Total: 100.00% (5,820)	3,821 % of Total: 100.05% (3,819)	15,673 % of Total: 100.00% (15,673)	46.46% Avg for View: 46.46% (0.00%)	2.24 Avg for View: 2.24 (0.00%)	00:03:21 Avg for View: 00:03:21 (0.00%)	14.08% Avg for View: 14.08% (0.00%)	2,206 % of Total: 100.00% (2,206)	\$0.00 % of Total: 0.00% (\$0.00)
1. desktop	5,004 (85.96%)	3,183 (83.30%)	14,543 (92.79%)	46.19%	2.28	00:03:31	14.93%	2,171 (98.41%)	\$0.00 (0.00%)
2. mobile	654 (11.24%)	509 (13.32%)	927 (5.91%)	51.56%	1.60	00:01:00	2.16%	20 (0.91%)	\$0.00 (0.00%)
3. tablet	163 (2.80%)	129 (3.38%)	203 (1.30%)	41.87%	1.95	00:01:22	7.39%	15 (0.68%)	\$0.00 (0.00%)

Rows 1 - 3 of 3

Frequency & Recency

 All Users
 100.00% Users (100.00% Sessions)

Jun 1, 2018 - Jun 30, 2018

Distribution

Count of Sessions

Sessions





























15,673

% of Total: 100.00% (15,673)

Pageviews

35,071

% of Total: 100.00% (35,071)

Count of Sessions	Sessions	Pageviews
1	3,821 	7,262 
2	1,038 	2,353 
3	618 	1,441 
4	453 	1,221 
5	384 	912 
6	305 	696 
7	268 	662 
8	237 	573 
9-14	914 	2,083 
15-25	1,019 	2,253 
26-50	1,354 	3,058 
51-100	1,656 	3,779 
101-200	952 	2,070 
201+	2,654 	6,708 

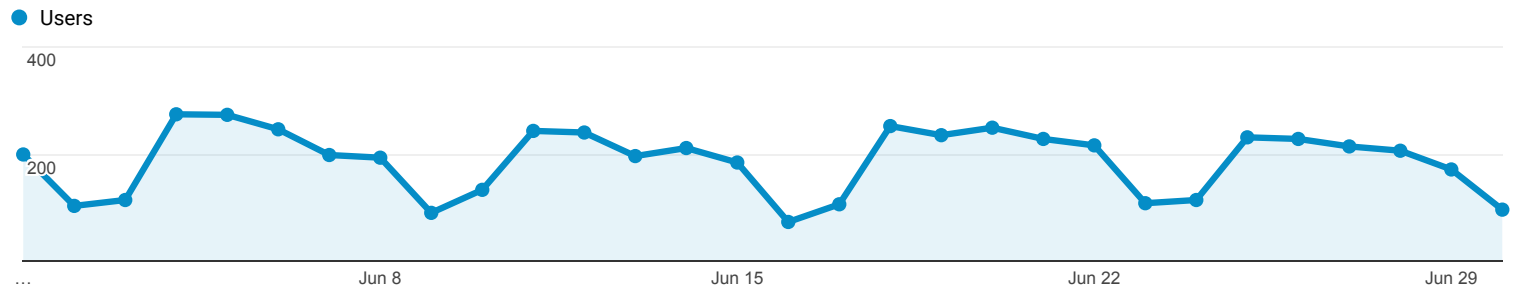
Keywords

All Users
53.49% Users

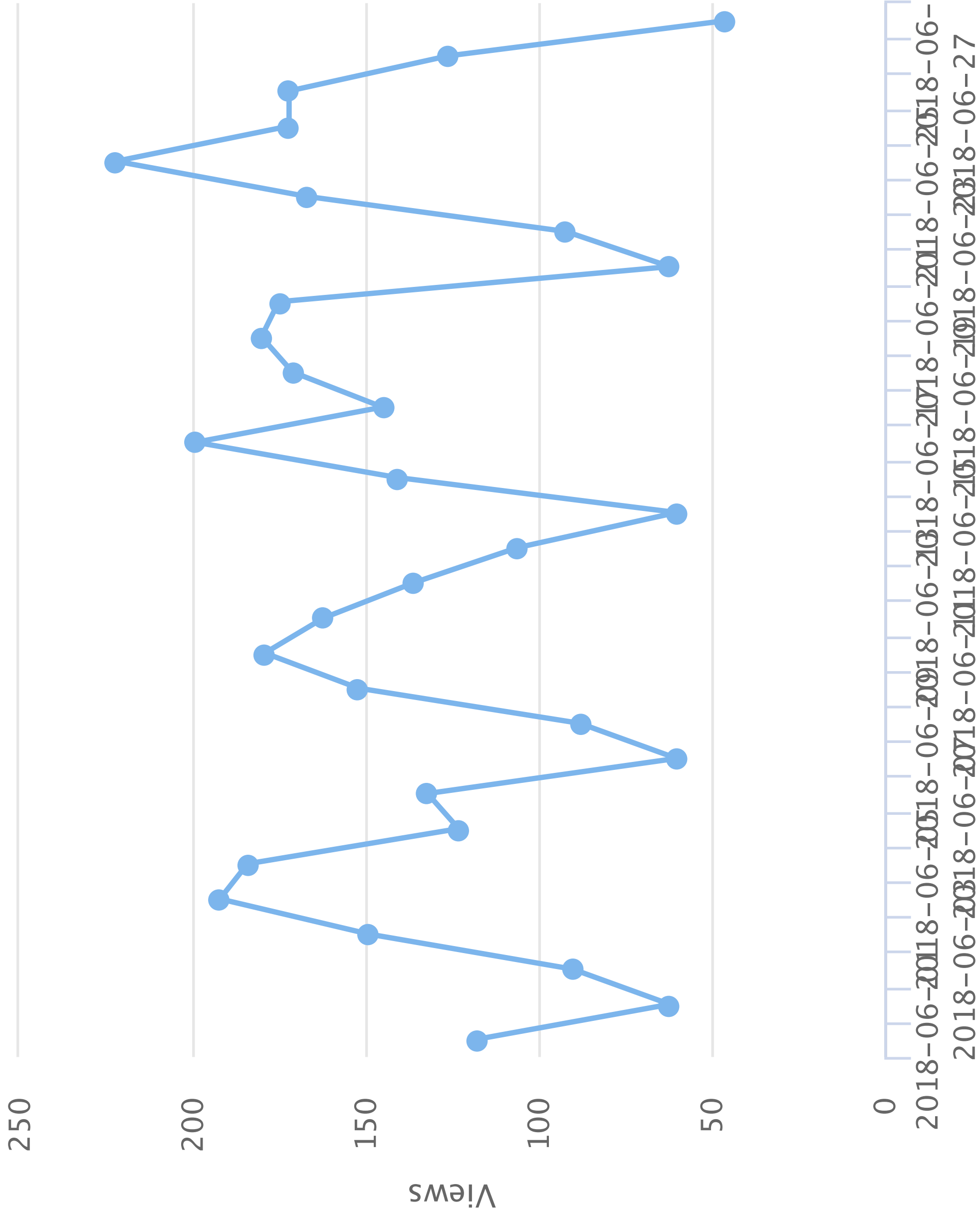
Jun 1, 2018 - Jun 30, 2018

Explorer

Site Usage



Keyword	Users	Sessions	Pages / Session	Avg. Session Duration	% New Sessions	Bounce Rate
	3,113 % of Total: 53.49% (5,820)	7,705 % of Total: 49.16% (15,673)	2.18 Avg for View: 2.24 (-2.73%)	00:03:30 Avg for View: 00:03:21 (4.57%)	24.88% Avg for View: 24.37% (2.11%)	46.74% Avg for View: 46.46% (0.60%)
1. (not provided)	3,095 (99.33%)	7,655 (99.35%)	2.18	00:03:30	24.90%	46.85%
2. (not set)	2 (0.06%)	5 (0.06%)	1.00	00:00:00	20.00%	100.00%
3. fogler library	2 (0.06%)	2 (0.03%)	4.00	00:01:10	50.00%	0.00%
4. amazon	1 (0.03%)	1 (0.01%)	1.00	00:00:00	100.00%	100.00%
5. Find thesis at University of Maine	1 (0.03%)	1 (0.01%)	2.00	00:02:53	100.00%	0.00%
6. fogler library summer hours	1 (0.03%)	1 (0.01%)	6.00	00:02:54	100.00%	0.00%
7. https://library.umaine.edu/event/fake-news-misinformation-political-bias-news-literacy-21st-century/	1 (0.03%)	4 (0.05%)	1.50	00:00:14	0.00%	25.00%
8. https://library.umaine.edu/map/	1 (0.03%)	20 (0.26%)	1.35	00:04:20	0.00%	15.00%
9. https://library.umaine.edu/technical-services-toc/rda-checklist/	1 (0.03%)	1 (0.01%)	1.00	00:00:02	0.00%	0.00%
10. maine folgerler library	1 (0.03%)	1 (0.01%)	1.00	00:00:00	0.00%	100.00%
11. oneseach umaine	1 (0.03%)	1 (0.01%)	1.00	00:00:00	0.00%	100.00%
12. proof read	1 (0.03%)	4 (0.05%)	2.50	00:01:52	0.00%	0.00%
13. umaien folgler	1 (0.03%)	1 (0.01%)	3.00	00:00:06	100.00%	0.00%



Statistics - Subject Guides at University of Maine

Guide ID	Guide Name	Views
149686	Resource Delivery Services	466
150206	Business Research: Exchange Rates	259
118010	Education	157
580761	Theses and Dissertations	155
109518	Finding Funding	139
134323	Faculty Services	117
144444	Hot Topics: Terrorism in the Middle East	112
129867	Business Databases	109
126238	Civil and Environmental Engineering	104
87815	SciFinder Database Guide	101
834751	Patent and Trademark Resource Center	85
660110	Social Work Policy Paper: SWK 540, 530 & 440	80
241840	Psychology	74
149681	Government Publications	69
484374	Life Hack: Library Research	66
85740	Nursing	61
201793	Reference & Information Literacy	58
843398	Upward Bound Summer Program	55
376745	Business Research:SWOT Analysis Research Guide	53
124750	Biology and Ecology	49
396488	RefWorks	44
452854	Hot Topics: Zika Virus	44
212842	Conference Posters and Presentations	43
127723	History	41
77587	Anthropology	38
265530	Research Data Management	38
154925	Self-Archiving in Digital Commons	37
496812	Darling Marine Center Information Resources	37
754534	SED 516: Collaborative Consultation in Early Childhood	36
83888	Biochemistry, Biomedicine, Microbiology, Molecular & Cellular Biology	35
108150	Social Work	35
126240	Mechanical Engineering	35
139613	Hot Topics: Cyber Security	34
238983	Locating Who Cited Your Work	34
119325	Agriculture	33
160910	Library Accessibility Service	33
211192	Hot Topics: Domestic Violence	32
264641	Troubleshooting Access to Online Resources	32
650521	Hot Topics: Fake News and Misinformation	32
119328	New Media/Intermedia	28
123011	Marine Sciences	27
119327	Art	26
122826	Food Science and Nutrition	26
130020	Citation Help	26
480999	EHD 575: Educational Research and Its Evaluation	26
201152	Accounting	25
46452	News Research	24
119330	Native American Studies	24

Guide ID	Guide Name	Views
463232	Graduate Student Research Tips & Tricks	24
832969	SED 506: Assessment and Program Planning for Early Intervention	24
85693	Chemistry	23
92171	Company Research	23
106349	Communication Studies	22
126237	Chemical and Biological Engineering	22
74682	Music	20
655513	Welcome to Orono	19
200294	Hot Topics: Gun Control	18
346484	Tutorials	18
85748	Climate Studies	17
274951	ERL 516: Visual Literacy--Exploring Meaning in the Art of Picture Books	16
519402	Copyright for Instructors	15
126202	Technical Standards	14
608071	University Archive	14
106350	Journalism	13
121394	Earth Sciences	13
127894	Archaeology	13
275223	ERL 539: Current Practices in Reading Comprehension, K-12	13
384122	CMJ 103: Public Speaking	13
108152	Women's, Gender, and Sexuality Studies	12
117379	Animal and Veterinary Sciences	12
129056	English	12
108134	Political Science	11
277280	Modern Languages & Classics	11
126242	Computing and Information Science	10
205220	FSN 101: Introduction to Food and Nutrition	10
487897	SED 520: Law and Policy Affecting Individuals with Disabilities	10
601859	Business Legal Issue Research	10
654553	Hot Topics: Climate Change	10
718650	Northeast Archives of Folklore and Oral History	10
85739	Communication Sciences & Disorders	9
130016	Philosophy	9
98420	PubMed, Full Text, and My NCBI	8
103753	Geography	8
103782	Film and Video Studies	8
123595	Environmental Sciences	8
575340	Stephen King, Writer	8
600464	Market Research	8
109386	Hot Topics	7
126239	Electrical and Computer Engineering	7
154193	Hot Topics: Offshore Wind Energy in Maine	7
265475	WGS 101 (Okin)	7
484003	Textbook Alternative Program	7
82079	CINAHL with Full Text Database Guide	6
108151	Sociology	6
141122	Human Development	6
542679	ERL 534: Literacy and Language Development	6
667364	Saturn at Opposition	6
818011	Hot Topics: Race Relations	6

Guide ID	Guide Name	Views
822477	Hot Topics: Health Equity and Health Disparity	6
98365	Entrepreneurship and Small Business	5

Statistics - Subject Guides at University of Maine

Guide ID	Guide Name	Views
98547	Personnel Management	5
103597	Economics	5
463249	Altmetrics	5
465399	Open Access	5
480725	Maine's Business, Science and Technology Library	5
569182	Fogler Library Book Club	5
688760	EDT 537: Introduction to Flipped, Blended, and Online Learning	5
789098	PSY 245: Principles of Psychological Research	5
108153	International Affairs	4
122747	Forest Resources	4
126175	Wildlife & Fisheries	4
126243	Mathematics and Statistics	4
137569	Canadian Studies	4
224393	Job Search and Career Planning	4
281977	Architecture	4
542197	MBSTL Business - Finding Support & Assistance	4
832987	HED 640: Issues in College Teaching	4
484879	MBSTL - Science & Technology	3
493071	Beer: Just Brew It	3
498256	ICPSR: Finding & Using Data	3
519378	MBSTL Business - Starting a Business - Financing & Funding	3
528893	MBSTL Business - Running a Business - Managing Human Resources	3
574140	MBSTL Science & Technology - Manufacturing	3
645362	Hot Topics: Immigration	3
834704	Construction Engineering Technology	3
92134	Citing Business Sources – APA Style	2
94568	Business Biography	2
94685	Business Case Studies	2
98362	Electronic Commerce	2
98381	Finance	2
109844	Reference Sources	2
117183	Alumni/ae Services	2
209343	Economics Databases	2
316645	Aging	2
514056	MBSTL Science & Technology - Computer, Information Systems and Telecommunications	2
516913	MBSTL Science & Technology - Agriculture	2
526041	MBSTL Business - Running a Business - Finances & Accounting	2
592169	MES 101: Introduction to Maine Studies	2
612707	PSY 100: General Psychology	2
685182	BrowZine	2
780158	Hot Topics: Homelessness	2
85742	Physics	1
108144	Peace & Reconciliation Studies	1
139454	Astronomy	1
158342	WGS New Titles	1
433638	Information Literacy	1
489578	MBSTL Science & Technology - Food & Beverage Production	1

Guide ID	Guide Name	Views
489588	MBSTL Business	1
513619	MBSTL Science & Technology - Standards & Specifications	1
528474	MBSTL Business - Running a Business - Sales & Marketing	1
539375	MBSTL Business - Growing a Business - Exporting & Support	1
543674	MBSTL Science & Technology - Health Care	1
619766	Tax Information	1
652223	Maine Composts Week	1
680693	Craft Beer Industry Research	1
767744	Hot Topics: Health Insurance	1
812743	Human Dimensions of Climate Change 2018	1
813980	NUR 452: Community and Population Health	1
97115	Business Ethics	0
98360	Business Sustainability	0
98455	Investment	0
98551	Trade	0
127718	Theatre	0
135708	Dance	0
150831	Fogler Library	0
228682	Resources for Coffee Industry Research	0
412886	African American Foodways	0
416256	Reference New Titles	0
478169	Poetry and Poets: Recent and Notable Additions	0
483482	HUD 521: Teaching Science as Inquiry for Young Children	0
483878	CHF 200: Family Interaction	0
489604	MBSTL Business - Starting a Business - Market & Consumer Research	0
489612	MBSTL Science & Technology - Forestry & Forest Products	0
489852	MBSTL Science & Technology - Commercial Fishing and Aquaculture	0
509550	MBSTL Business - Starting a Business - Writing Business Plans	0
515326	MBSTL Business - Starting a Business Overview	0
517836	MBSTL Business - Starting a Business - Registration, Licenses & Permits	0
519404	MBSTL Science & Technology - Environment and Weather	0
521236	MBSTL Science & Technology - Mathematics	0
521495	MBSTL Business - Starting a Business - Meeting Legal Obligations	0
525298	MBSTL Business - Starting a Business - Doing Business Online	0
530945	MBSTL Business - Running a Business - Business Technology	0
532275	MBSTL Business - Running a Business - Environmental Considerations	0
533441	MBSTL Business - Running a Business - Working with Suppliers, Distributors & Customers	0
533853	MBSTL Business - Running a Business - Overview	0
535234	MBSTL Business - Growing a Business - Forecasting & Trend Analysis	0
535625	MBSTL Business - Growing a Business - Business Innovation	0
536363	MBSTL Business - Growing a Business - New Product Development	0
536584	MBSTL Business - Growing a Business - Finding New Customers	0
538866	MBSTL Business - Growing a Business - Selling to the Government	0
540120	MBSTL Business - Growing a Business - Overview	0
573992	MBSTL Science & Technology - Construction and Surveying	0
574349	MBSTL Science & Technology - Utilities, Public Works, & Transportation	0
599601	International Business Research	0
609383	ERL 601: Seminar in Reading	0
623390	Wikipedia Edit-A-Thon 2017: Underrepresented Voices	0

Guide ID	Guide Name	Views
645985	Make Music with your Computer Workshop	0
834706	Electrical Engineering Technology	0
834733	Mechanical Engineering Technology	0
834735	Survey Engineering Technology	0

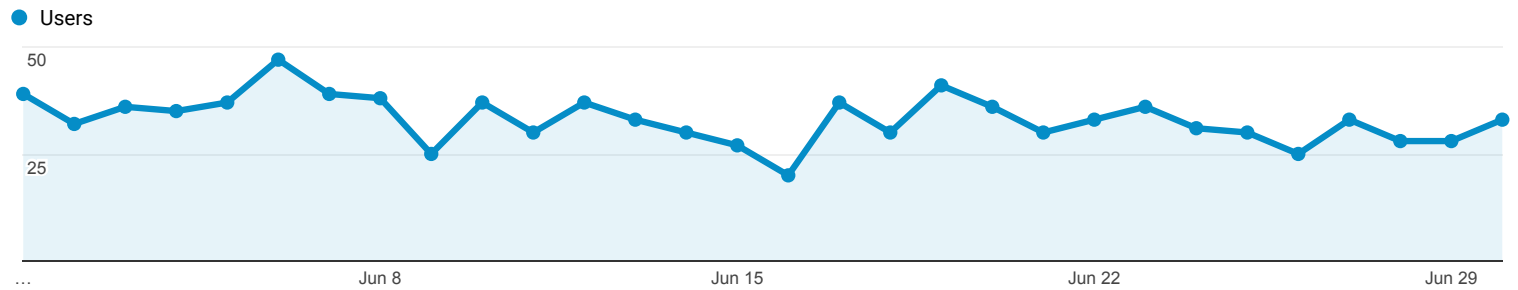
Mobile Devices Carriers

All Users
14.04% Users

Jun 1, 2018 - Jun 30, 2018

Explorer

Summary



Mobile Device Info	Acquisition			Behavior			Conversions Goal 1: Mobile IDB Access		
	Users	New Users	Sessions	Bounce Rate	Pages / Session	Avg. Session Duration	Mobile IDB Access (Goal 1 Conversion Rate)	Mobile IDB Access (Goal 1 Completions)	Mobile IDB Access (Goal 1 Value)
	817 % of Total: 14.04% (5,820)	638 % of Total: 16.71% (3,819)	1,130 % of Total: 7.21% (15,673)	49.82% Avg for View: 46.46% (7.25%)	1.66 Avg for View: 2.24 (-25.61%)	00:01:04 Avg for View: 00:03:21 (-68.07%)	3.10% Avg for View: 14.08% (-77.99%)	35 % of Total: 1.59% (2,206)	\$0.00 % of Total: 0.00% (\$0.00)
1. Apple iPhone	416 (50.92%)	323 (50.63%)	621 (54.96%)	48.79%	1.60	00:01:02	3.06%	19 (54.29%)	\$0.00 (0.00%)
2. Apple iPad	126 (15.42%)	102 (15.99%)	158 (13.98%)	39.24%	1.98	00:01:21	8.86%	14 (40.00%)	\$0.00 (0.00%)
3. (not set)	25 (3.06%)	21 (3.29%)	31 (2.74%)	67.74%	1.58	00:00:25	0.00%	0 (0.00%)	\$0.00 (0.00%)
4. Samsung SM-G950U Galaxy S8	16 (1.96%)	10 (1.57%)	19 (1.68%)	63.16%	1.63	00:00:19	0.00%	0 (0.00%)	\$0.00 (0.00%)
5. Microsoft Windows RT Tablet	14 (1.71%)	12 (1.88%)	14 (1.24%)	57.14%	1.29	00:00:05	7.14%	1 (2.86%)	\$0.00 (0.00%)
6. Samsung SM-G930V Galaxy S7	10 (1.22%)	8 (1.25%)	12 (1.06%)	83.33%	1.08	00:00:19	0.00%	0 (0.00%)	\$0.00 (0.00%)
7. Samsung SM-G920V Galaxy S6	7 (0.86%)	4 (0.63%)	9 (0.80%)	11.11%	2.56	00:02:50	0.00%	0 (0.00%)	\$0.00 (0.00%)
8. Google Pixel 2	6 (0.73%)	6 (0.94%)	8 (0.71%)	37.50%	2.50	00:04:22	0.00%	0 (0.00%)	\$0.00 (0.00%)
9. Samsung SM-G955U Galaxy S8+	5 (0.61%)	4 (0.63%)	6 (0.53%)	66.67%	1.00	00:00:01	0.00%	0 (0.00%)	\$0.00 (0.00%)
10. Google Pixel	4 (0.49%)	3 (0.47%)	4 (0.35%)	0.00%	1.50	00:00:26	0.00%	0 (0.00%)	\$0.00 (0.00%)
11. Motorola XT1635-01 Moto Z Play	4 (0.49%)	1 (0.16%)	5 (0.44%)	60.00%	1.00	00:00:04	0.00%	0 (0.00%)	\$0.00 (0.00%)

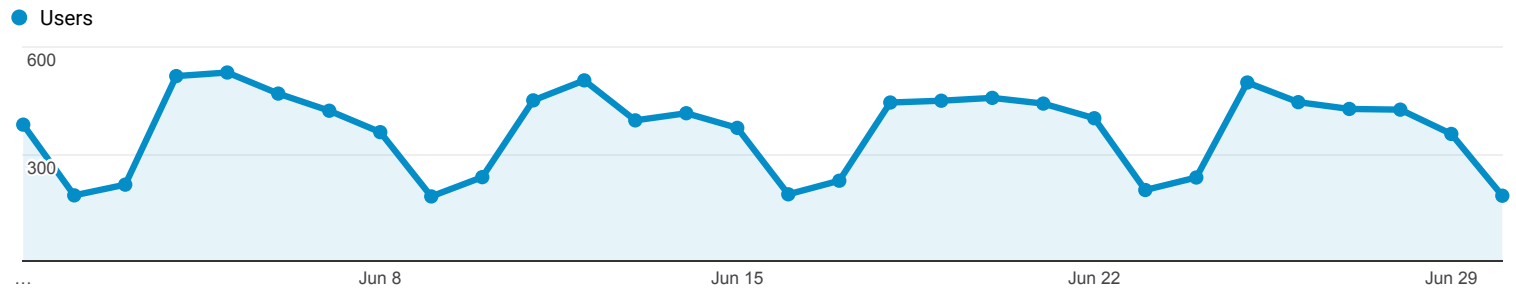
New vs Returning

All Users
100.00% Users

Jun 1, 2018 - Jun 30, 2018

Explorer

Summary



User Type	Acquisition			Behavior			Conversions Goal 1: Mobile IDB Access		
	Users	New Users	Sessions	Bounce Rate	Pages / Session	Avg. Session Duration	Mobile IDB Access (Goal 1 Conversion Rate)	Mobile IDB Access (Goal 1 Completions)	Mobile IDB Access (Goal 1 Value)
	5,820 <small>% of Total: 100.00% (5,820)</small>	3,821 <small>% of Total: 100.05% (3,819)</small>	15,673 <small>% of Total: 100.00% (15,673)</small>	46.46% <small>Avg for View: 46.46% (0.00%)</small>	2.24 <small>Avg for View: 2.24 (0.00%)</small>	00:03:21 <small>Avg for View: 00:03:21 (0.00%)</small>	14.08% <small>Avg for View: 14.08% (0.00%)</small>	2,206 <small>% of Total: 100.00% (2,206)</small>	\$0.00 <small>% of Total: 0.00% (\$0.00)</small>
1. New Visitor	3,819 <small>(57.92%)</small>	3,821 <small>(100.00%)</small>	3,821 <small>(24.38%)</small>	51.85%	1.90	00:01:30	6.75%	258 <small>(11.70%)</small>	\$0.00 <small>(0.00%)</small>
2. Returning Visitor	2,775 <small>(42.08%)</small>	0 <small>(0.00%)</small>	11,852 <small>(75.62%)</small>	44.72%	2.35	00:03:56	16.44%	1,948 <small>(88.30%)</small>	\$0.00 <small>(0.00%)</small>

Rows 1 - 2 of 2

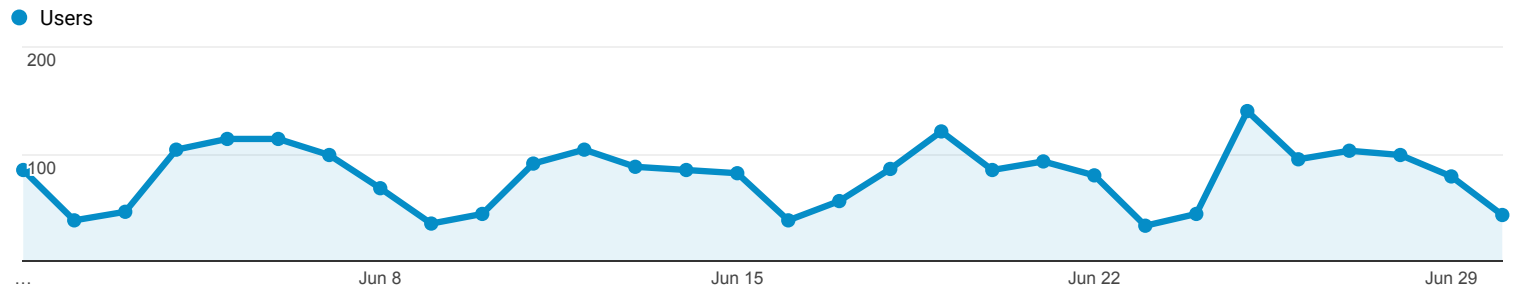
Referral Traffic

All Users
17.47% Users

Jun 1, 2018 - Jun 30, 2018

Explorer

Summary



Source	Acquisition			Behavior			Conversions Goal 1: Mobile IDB Access		
	Users	New Users	Sessions	Bounce Rate	Pages / Session	Avg. Session Duration	Mobile IDB Access (Goal 1 Conversion Rate)	Mobile IDB Access (Goal 1 Completions)	Mobile IDB Access (Goal 1 Value)
	1,017 % of Total: 17.47% (5,820)	348 % of Total: 9.11% (3,819)	3,777 % of Total: 24.10% (15,673)	41.75% Avg for View: 46.46% (-10.12%)	2.58 Avg for View: 2.24 (15.42%)	00:04:17 Avg for View: 00:03:21 (28.08%)	13.11% Avg for View: 14.08% (-6.89%)	495 % of Total: 22.44% (2,206)	\$0.00 % of Total: 0.00% (\$0.00)
1. libguides.library.umaine.edu	202 (18.31%)	16 (4.60%)	843 (22.32%)	38.32%	2.91	00:05:44	14.47%	122 (24.65%)	\$0.00 (0.00%)
2. umaine.summon.serialssolutions.com	180 (16.32%)	0 (0.00%)	963 (25.50%)	46.73%	2.37	00:04:32	9.45%	91 (18.38%)	\$0.00 (0.00%)
3. bb.courses.maine.edu	161 (14.60%)	62 (17.82%)	453 (11.99%)	46.14%	2.73	00:03:27	17.88%	81 (16.36%)	\$0.00 (0.00%)
4. umaine.edu	156 (14.14%)	61 (17.53%)	380 (10.06%)	37.37%	2.43	00:02:46	10.53%	40 (8.08%)	\$0.00 (0.00%)
5. digitalcommons.library.umaine.edu	24 (2.18%)	13 (3.74%)	101 (2.67%)	48.51%	1.97	00:03:37	2.97%	3 (0.61%)	\$0.00 (0.00%)
6. libraries.maine.edu	24 (2.18%)	14 (4.02%)	65 (1.72%)	16.92%	2.77	00:03:13	20.00%	13 (2.63%)	\$0.00 (0.00%)
7. get-more-freeize-visitors.info	20 (1.81%)	20 (5.75%)	20 (0.53%)	100.00%	1.00	00:00:00	0.00%	0 (0.00%)	\$0.00 (0.00%)
8. yotec.net	20 (1.81%)	20 (5.75%)	20 (0.53%)	100.00%	1.00	00:00:00	0.00%	0 (0.00%)	\$0.00 (0.00%)
9. maine.gov	18 (1.63%)	18 (5.17%)	19 (0.50%)	21.05%	1.53	00:00:24	0.00%	0 (0.00%)	\$0.00 (0.00%)
10. umaine.summon.serialssolutions.com.prxy4.ursus.maine.edu	16 (1.45%)	0 (0.00%)	60 (1.59%)	45.00%	2.80	00:04:57	15.00%	9 (1.82%)	\$0.00 (0.00%)
11. web-b-ebSCOhost-com.prxy4.ursus.maine.edu	13 (1.18%)	0 (0.00%)	30 (0.79%)	13.33%	2.67	00:01:30	26.67%	8 (1.62%)	\$0.00 (0.00%)

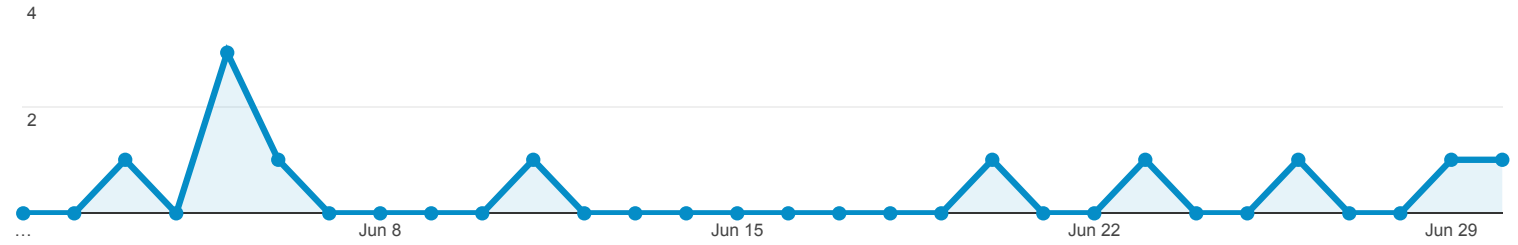
Jun 1, 2018 - Jun 30, 2018

Social Network Referrals

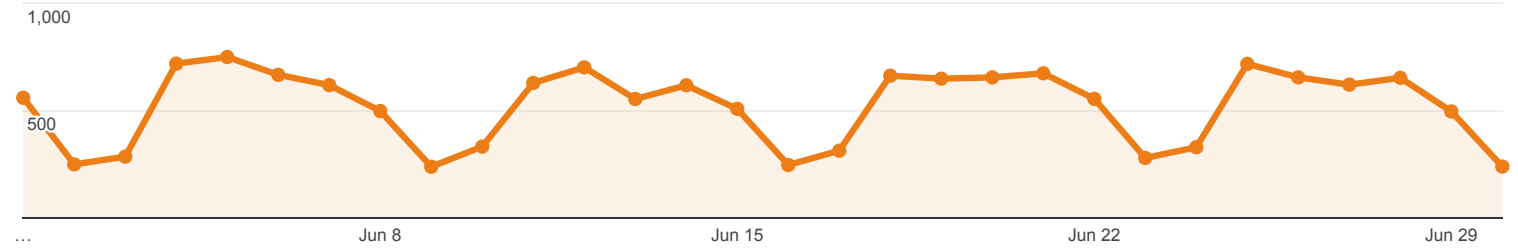
All Users
100.00% Sessions

Social Referral

Sessions via Social Referral



All Sessions



Social Network	Sessions	Pageviews	Avg. Session Duration	Pages / Session
1. Facebook	9 (81.82%)	17 (89.47%)	00:01:05	1.89
2. Blogger	1 (9.09%)	1 (5.26%)	00:00:05	1.00
3. Weebly	1 (9.09%)	1 (5.26%)	00:00:00	1.00

Rows 1 - 3 of 3

Jun 1, 2018 - Jun 30, 2018

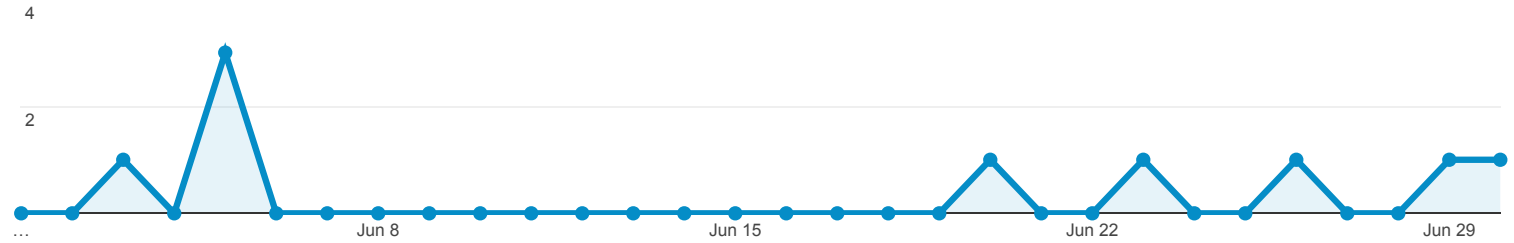
Social Network Referrals

ALL » SOCIAL NETWORK: Facebook

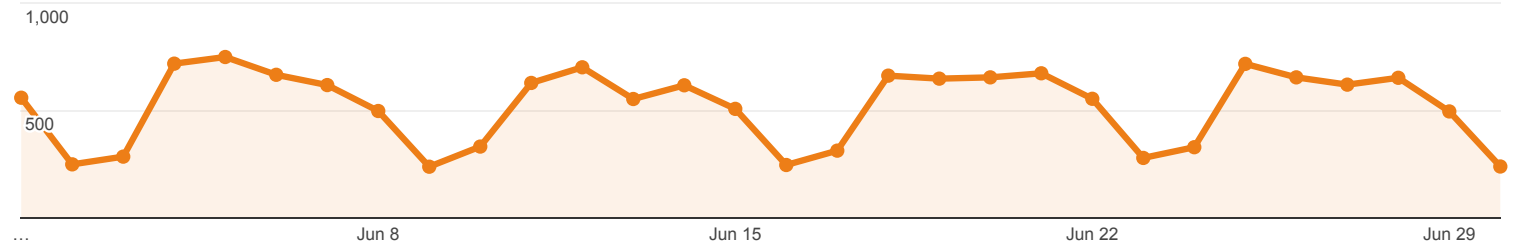
All Users
0.06% Sessions

Social Referral

Sessions via Social Referral



All Sessions



Shared URL	Sessions	Pageviews	Avg. Session Duration	Pages / Session
1. library.umaine.edu/	5 (55.56%)	5 (29.41%)	00:00:07	1.00
2. library.umaine.edu/speccoll/	3 (33.33%)	11 (64.71%)	00:02:59	3.67
3. library.umaine.edu/404.html?from=https://www.facebook.com/&page=/yearbooks/Seventies.htm	1 (11.11%)	1 (5.88%)	00:00:06	1.00

Rows 1 - 3 of 3

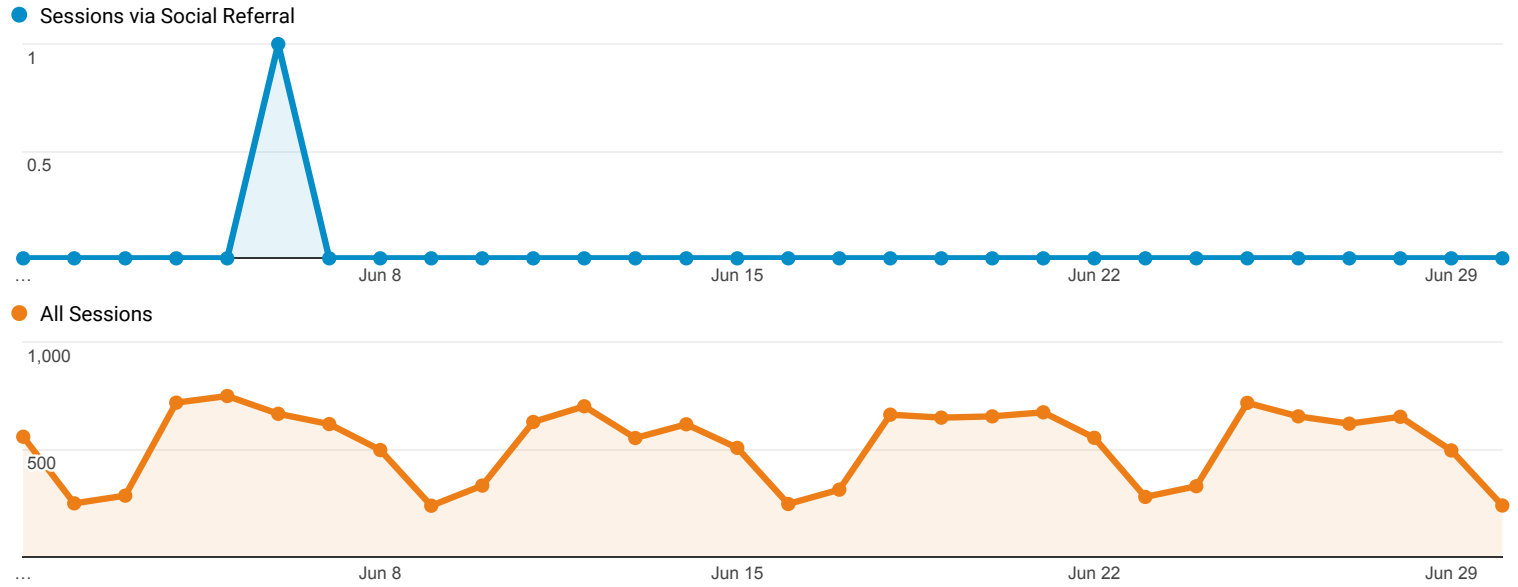
Jun 1, 2018 - Jun 30, 2018

Social Network Referrals

ALL » SOCIAL NETWORK: Blogger

All Users
0.01% Sessions

Social Referral



Shared URL	Sessions	Pageviews	Avg. Session Duration	Pages / Session
1. library.umaine.edu/404.html?from=http://gridirongarb.blogspot.com/2014/08/maine-black-bears.html?m=1&page=/yearbooks/	1 (100.00%)	1 (100.00%)	00:00:05	1.00

Rows 1 - 1 of 1

Jun 1, 2018 - Jun 30, 2018

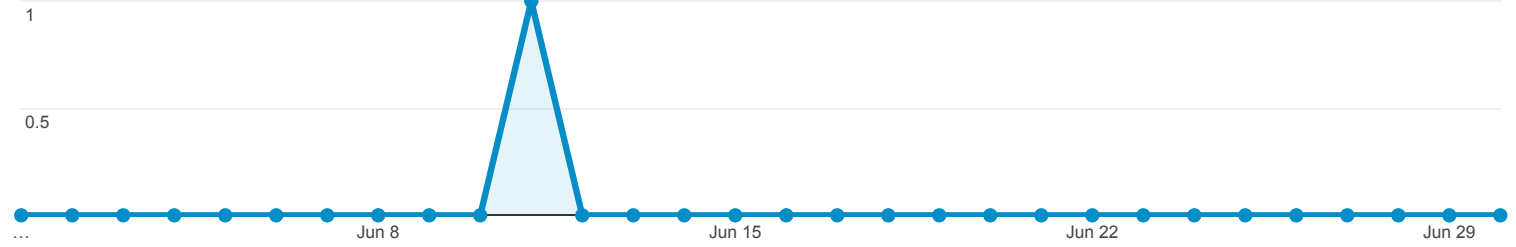
Social Network Referrals

ALL » SOCIAL NETWORK: Weebly

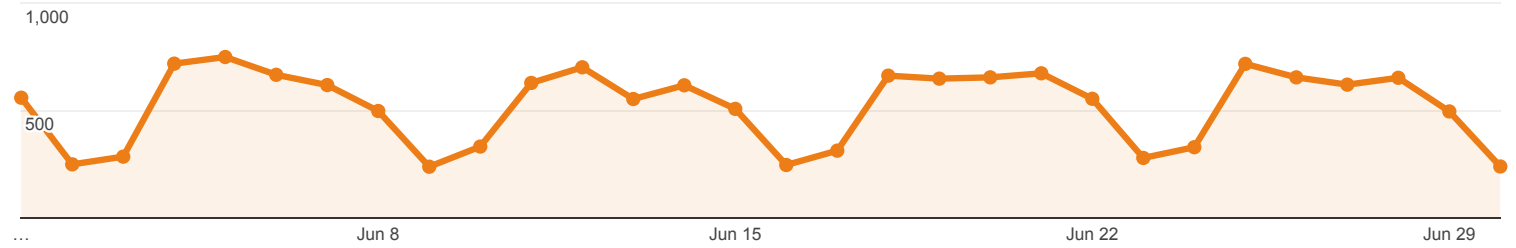
All Users
0.01% Sessions

Social Referral

Sessions via Social Referral



All Sessions



Shared URL	Sessions	Pageviews	Avg. Session Duration	Pages / Session
1. library.umaine.edu/404.html?from=http://bangorlostskiareas.weebly.com/university-ski-jumpbennoch-rd-rope-tow-orono-me.html&page=/yearbooks/content/1965/1965_31to60.pdf	1 (100.00%)	1 (100.00%)	00:00:00	1.00

Rows 1 - 1 of 1

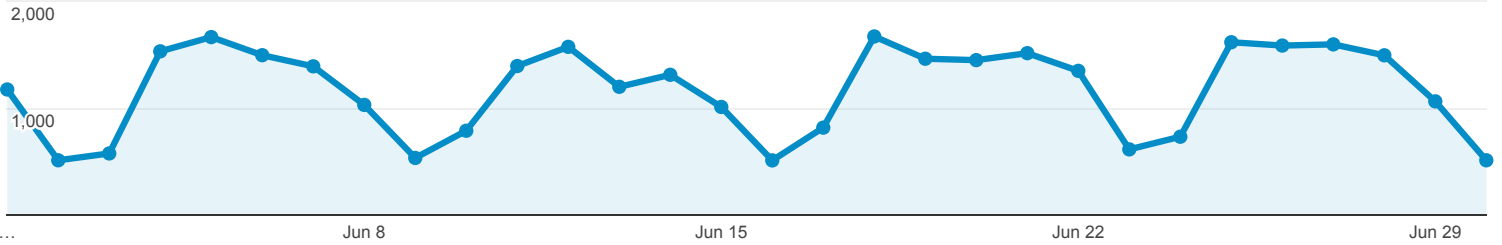
Top Content

All Users
100.00% Pageviews

Jun 1, 2018 - Jun 30, 2018

Explorer

Pageviews



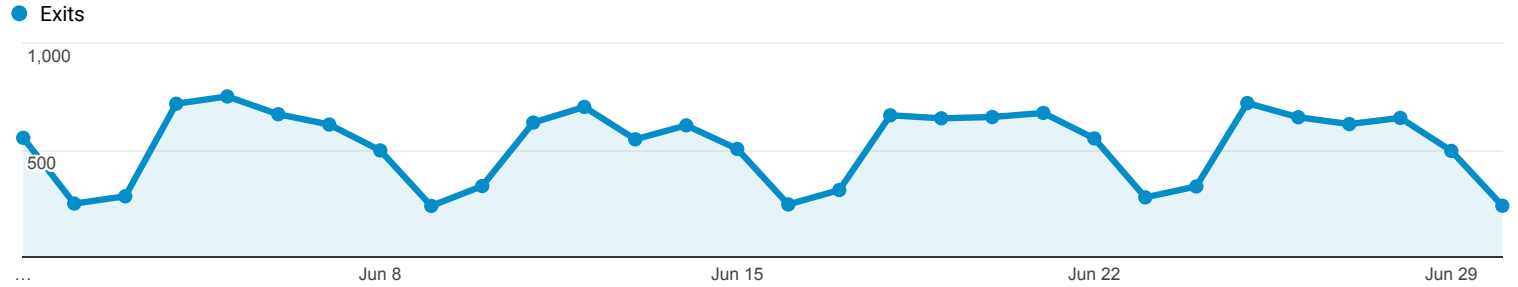
Page Title	Pageviews	Unique Pageviews	Avg. Time on Page	Entrances	Bounce Rate	% Exit	Page Value
	35,071 % of Total: 100.00% (35,071)	25,927 % of Total: 100.00% (25,927)	00:02:41 Avg for View: 00:02:41 (0.00%)	15,619 % of Total: 100.00% (15,619)	46.46% Avg for View: 46.46% (0.00%)	44.54% Avg for View: 44.54% (0.00%)	\$0.00 % of Total: 0.00% (\$0.00)
1. Raymond H. Fogler Library, University of Maine	16,537 (47.15%)	11,257 (43.42%)	00:03:28	10,862 (69.54%)	45.03%	46.21%	\$0.00 (0.00%)
2. Raymond H. Fogler Library Indexes and Databases	4,072 (11.61%)	3,094 (11.93%)	00:00:44	811 (5.19%)	18.67%	17.24%	\$0.00 (0.00%)
3. Fogler Library: Indexes and Databases	3,099 (8.84%)	2,541 (9.80%)	00:04:43	279 (1.79%)	64.87%	60.12%	\$0.00 (0.00%)
4. Raymond H. Fogler Library Ejournals	1,214 (3.46%)	990 (3.82%)	00:03:48	184 (1.18%)	70.65%	60.54%	\$0.00 (0.00%)
5. Fogler Library: Indexes and Databases Results	661 (1.88%)	560 (2.16%)	00:02:59	423 (2.71%)	72.27%	63.39%	\$0.00 (0.00%)
6. Fogler Library Hours - Raymond H. Fogler Library - University of Maine	567 (1.62%)	496 (1.91%)	00:03:42	377 (2.41%)	62.13%	74.25%	\$0.00 (0.00%)
7. Home - Subject Guides at University of Maine	502 (1.43%)	400 (1.54%)	00:00:36	49 (0.31%)	53.06%	11.35%	\$0.00 (0.00%)
8. Interlibrary Loan - Resource Delivery Services - Subject Guides at University of Maine	376 (1.07%)	293 (1.13%)	00:02:52	71 (0.45%)	63.24%	51.33%	\$0.00 (0.00%)
9. Contacts - Raymond H. Fogler Library - University of Maine	262 (0.75%)	173 (0.67%)	00:00:44	37 (0.24%)	38.24%	21.37%	\$0.00 (0.00%)
10. Historical Foreign Exchange Rate - Business Research: Exchange Rates - Subject Guides at University of Maine	249 (0.71%)	186 (0.72%)	00:02:21	186 (1.19%)	79.57%	73.09%	\$0.00 (0.00%)
11. Articles - Raymond H. Fogler Library - University of Maine	241 (0.69%)	190 (0.73%)	00:01:26	16 (0.10%)	52.94%	33.61%	\$0.00 (0.00%)
12. Books and ebooks - Raymond H. Fogler Library - University of Maine	209 (0.60%)	163 (0.63%)	00:02:47	27 (0.17%)	44.44%	51.67%	\$0.00 (0.00%)
13. Special Collections - Raymond H. Fogler Library - University of Maine	189 (0.54%)	155 (0.60%)	00:01:58	88 (0.56%)	17.05%	46.56%	\$0.00 (0.00%)
14. Page not found - Raymond H. Fogler Library	171	142	00:02:45	127	0.00%	60.50%	\$0.00

Top Exit Pages

All Users
100.00% Exits

Jun 1, 2018 - Jun 30, 2018

Explorer



Page	Exits	Pageviews	% Exit
	15,619 % of Total: 100.00% (15,619)	35,071 % of Total: 100.00% (35,071)	44.54% Avg for View: 44.54% (0.00%)
1. /	7,711 (49.37%)	16,990 (48.44%)	45.39%
2. /ejournals/_ejournals.asp	735 (4.71%)	1,214 (3.46%)	60.54%
3. /indexesdb/_Indexes.asp	671 (4.30%)	4,029 (11.49%)	16.65%
4. /indexesdb/Indexes.asp?search=A&range=SZ	522 (3.34%)	907 (2.59%)	57.55%
5. /indexesdb/Indexes.asp?search=A&range=DH	479 (3.07%)	764 (2.18%)	62.70%
6. /hours/	421 (2.70%)	567 (1.62%)	74.25%
7. /indexesdb/Indexes.asp?search=A&range=NS	388 (2.48%)	558 (1.59%)	69.53%
8. /indexesdb/Indexes.asp?search=A&range=AD	286 (1.83%)	478 (1.36%)	59.83%
9. /c.php?g=150206&p=988037	181 (1.16%)	247 (0.70%)	73.28%
10. /indexesdb/Indexes.asp?search=A&range=HN	178 (1.14%)	346 (0.99%)	51.45%
11. /Interlibraryloan	173 (1.11%)	328 (0.94%)	52.74%
12. /books-and-ebooks/	108 (0.69%)	209 (0.60%)	51.67%
13. /syriaisis	92 (0.59%)	109 (0.31%)	84.40%
14. /contacts/staffdept/	89 (0.57%)	128 (0.36%)	69.53%

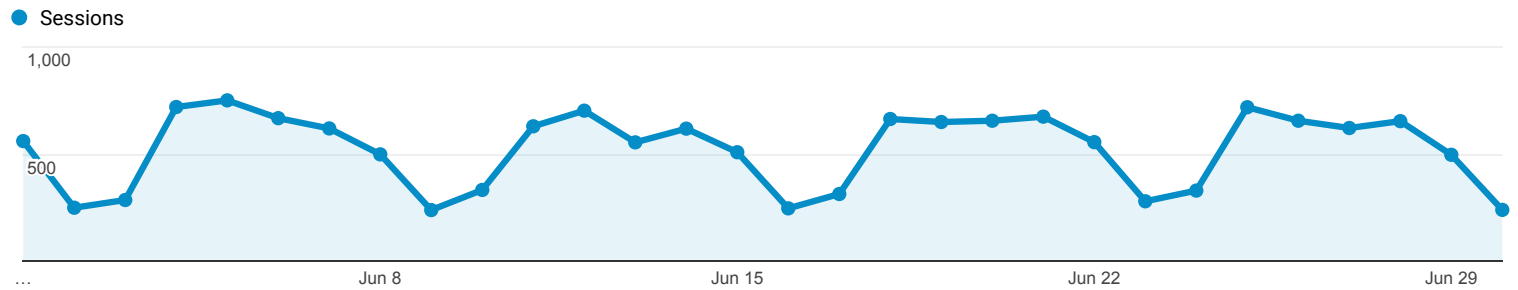
Top Landing Pages

All Users
100.00% Entrances

Jun 1, 2018 - Jun 30, 2018

Explorer

Summary



Landing Page	Acquisition			Behavior			Conversions		
	Sessions	% New Sessions	New Users	Bounce Rate	Pages / Session	Avg. Session Duration	Mobile IDB Access (Goal 1 Conversion Rate)	Mobile IDB Access (Goal 1 Completions)	Mobile IDB Access (Goal 1 Value)
	15,673 % of Total: 100.00% (15,673)	24.38% Avg for View: 24.37% (0.05%)	3,821 % of Total: 100.05% (3,819)	46.46% Avg for View: 46.46% (0.00%)	2.24 Avg for View: 2.24 (0.00%)	00:03:21 Avg for View: 00:03:21 (0.00%)	14.08% Avg for View: 14.08% (0.00%)	2,206 % of Total: 100.00% (2,206)	\$0.00 % of Total: 0.00% (\$0.00)
1. /	10,929 (69.73%)	16.31%	1,783 (46.66%)	45.39%	2.37	00:03:54	13.06%	1,427 (64.69%)	\$0.00 (0.00%)
2. /indexesdb/_Indexes.asp	776 (4.95%)	19.20%	149 (3.90%)	16.11%	2.77	00:02:56	60.05%	466 (21.12%)	\$0.00 (0.00%)
3. /hours/	377 (2.41%)	40.85%	154 (4.03%)	61.80%	1.40	00:01:10	0.53%	2 (0.09%)	\$0.00 (0.00%)
4. /c.php?g=150206&p=988037	185 (1.18%)	91.35%	169 (4.42%)	80.00%	1.39	00:00:52	0.00%	0 (0.00%)	\$0.00 (0.00%)
5. /ejournals/_ejournals.asp	184 (1.17%)	13.04%	24 (0.63%)	70.65%	1.77	00:02:20	4.89%	9 (0.41%)	\$0.00 (0.00%)
6. /indexesdb/Indexes.asp?search=A&range=SZ	113 (0.72%)	0.00%	0 (0.00%)	70.80%	1.65	00:01:56	100.00%	113 (5.12%)	\$0.00 (0.00%)
7. /indexesdb/dbdetails.asp?field=Name&search=Google+Scholar	93 (0.59%)	22.58%	21 (0.55%)	63.44%	2.39	00:01:38	3.23%	3 (0.14%)	\$0.00 (0.00%)
8. /syriaisis	92 (0.59%)	93.48%	86 (2.25%)	89.13%	1.21	00:00:35	0.00%	0 (0.00%)	\$0.00 (0.00%)
9. /speccoll/	88 (0.56%)	60.23%	53 (1.39%)	17.05%	1.86	00:01:41	0.00%	0 (0.00%)	\$0.00 (0.00%)
10. /Interlibraryloan	65 (0.41%)	26.15%	17 (0.44%)	60.00%	2.52	00:03:16	0.00%	0 (0.00%)	\$0.00 (0.00%)

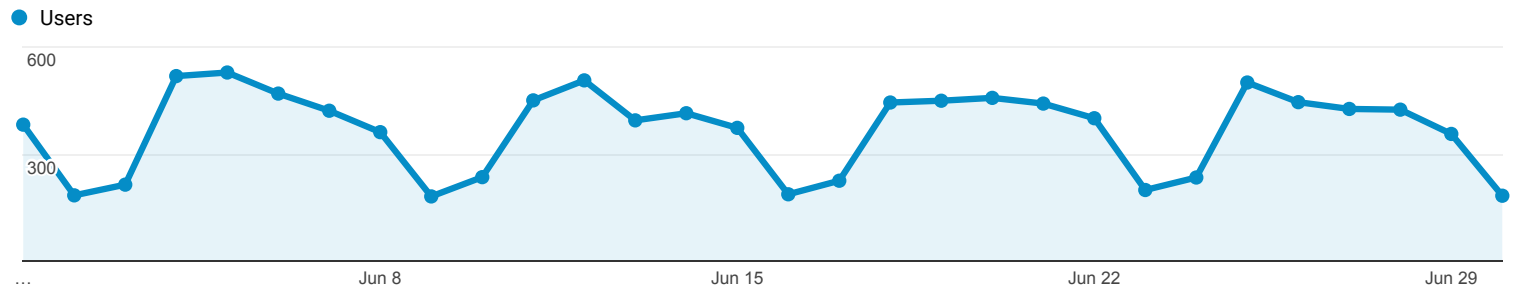
Traffic Sources

All Users
100.00% Users

Jun 1, 2018 - Jun 30, 2018

Explorer

Summary



Source / Medium	Acquisition			Behavior			Conversions Goal 1: Mobile IDB Access		
	Users	New Users	Sessions	Bounce Rate	Pages / Session	Avg. Session Duration	Mobile IDB Access (Goal 1 Conversion Rate)	Mobile IDB Access (Goal 1 Completions)	Mobile IDB Access (Goal 1 Value)
	5,820 <small>% of Total: 100.00% (5,820)</small>	3,821 <small>% of Total: 100.05% (3,819)</small>	15,673 <small>% of Total: 100.00% (15,673)</small>	46.46% <small>Avg for View: 46.46% (0.00%)</small>	2.24 <small>Avg for View: 2.24 (0.00%)</small>	00:03:21 <small>Avg for View: 00:03:21 (0.00%)</small>	14.08% <small>Avg for View: 14.08% (0.00%)</small>	2,206 <small>% of Total: 100.00% (2,206)</small>	\$0.00 <small>% of Total: 0.00% (\$0.00)</small>
1. google / organic	2,914 <small>(46.02%)</small>	1,771 <small>(46.35%)</small>	7,172 <small>(45.76%)</small>	47.74%	2.15	00:03:33	11.49%	824 <small>(37.35%)</small>	\$0.00 <small>(0.00%)</small>
2. (direct) / (none)	2,103 <small>(33.21%)</small>	1,556 <small>(40.72%)</small>	4,191 <small>(26.74%)</small>	50.18%	2.04	00:02:13	17.13%	718 <small>(32.55%)</small>	\$0.00 <small>(0.00%)</small>
3. libguides.library.umaine.edu / referral	202 <small>(3.19%)</small>	16 <small>(0.42%)</small>	843 <small>(5.38%)</small>	38.32%	2.91	00:05:44	14.47%	122 <small>(5.53%)</small>	\$0.00 <small>(0.00%)</small>
4. umaine.summon.serialssolutions.com / referral	180 <small>(2.84%)</small>	0 <small>(0.00%)</small>	963 <small>(6.14%)</small>	46.73%	2.37	00:04:32	9.45%	91 <small>(4.13%)</small>	\$0.00 <small>(0.00%)</small>
5. bb.courses.maine.edu / referral	161 <small>(2.54%)</small>	62 <small>(1.62%)</small>	453 <small>(2.89%)</small>	46.14%	2.73	00:03:27	17.88%	81 <small>(3.67%)</small>	\$0.00 <small>(0.00%)</small>
6. umaine.edu / referral	156 <small>(2.46%)</small>	61 <small>(1.60%)</small>	380 <small>(2.42%)</small>	37.37%	2.43	00:02:46	10.53%	40 <small>(1.81%)</small>	\$0.00 <small>(0.00%)</small>
7. bing / organic	138 <small>(2.18%)</small>	93 <small>(2.43%)</small>	401 <small>(2.56%)</small>	28.68%	2.63	00:02:54	37.41%	150 <small>(6.80%)</small>	\$0.00 <small>(0.00%)</small>
8. yahoo / organic	70 <small>(1.11%)</small>	51 <small>(1.33%)</small>	124 <small>(0.79%)</small>	44.35%	2.09	00:02:34	15.32%	19 <small>(0.86%)</small>	\$0.00 <small>(0.00%)</small>
9. digitalcommons.library.umaine.edu / referral	24 <small>(0.38%)</small>	13 <small>(0.34%)</small>	101 <small>(0.64%)</small>	48.51%	1.97	00:03:37	2.97%	3 <small>(0.14%)</small>	\$0.00 <small>(0.00%)</small>
10. libraries.maine.edu / referral	24 <small>(0.38%)</small>	14 <small>(0.37%)</small>	65 <small>(0.41%)</small>	16.92%	2.77	00:03:13	20.00%	13 <small>(0.59%)</small>	\$0.00 <small>(0.00%)</small>
11. get-more-freeize-visitors.info / referral	20 <small>(0.32%)</small>	20 <small>(0.52%)</small>	20 <small>(0.13%)</small>	100.00%	1.00	00:00:00	0.00%	0 <small>(0.00%)</small>	\$0.00 <small>(0.00%)</small>

Visit Duration

 **All Users**
 100.00% Users (100.00% Sessions)















Jun 1, 2018 - Jun 30, 2018

Distribution

Session Duration

Sessions
15,673
 % of Total: 100.00% (15,673)

Pageviews
35,071
 % of Total: 100.00% (35,071)

Session Duration	Sessions	Pageviews
0-10 seconds	10,330 	13,261 
11-30 seconds	1,156 	2,801 
31-60 seconds	615 	1,809 
61-180 seconds	996 	3,724 
181-600 seconds	968 	4,347 
601-1800 seconds	1,214 	5,472 
1801+ seconds	394 	3,657 

Visitor Loyalty

 All Users
 100.00% Users (100.00% Sessions)

Jun 1, 2018 - Jun 30, 2018

Distribution

Days Since Last Session

Sessions



























15,673

% of Total: 100.00% (15,673)

Pageviews

35,071

% of Total: 100.00% (35,071)

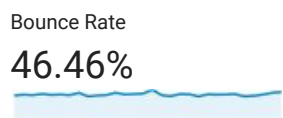
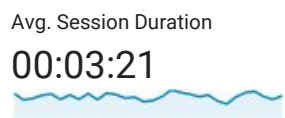
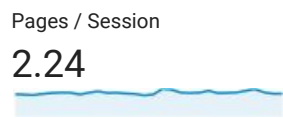
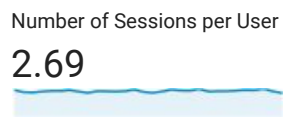
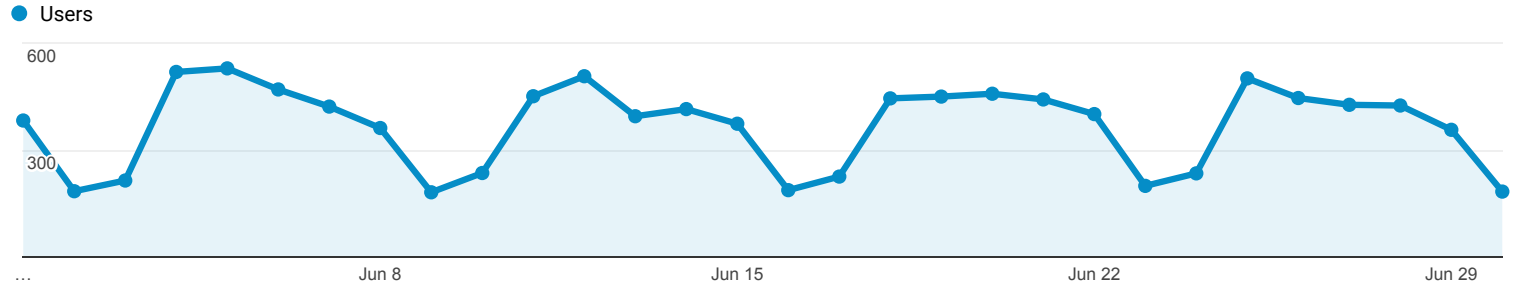
Days Since Last Session	Sessions	Pageviews
0	10,209 	23,296 
1	1,114 	2,343 
2	593 	1,315 
3	491 	998 
4	324 	718 
5	301 	657 
6	272 	611 
7	188 	382 
8-14	715 	1,431 
15-30	609 	1,319 
31-60	466 	1,061 
61-120	294 	727 
121-364	97 	213 

Visitor Overview

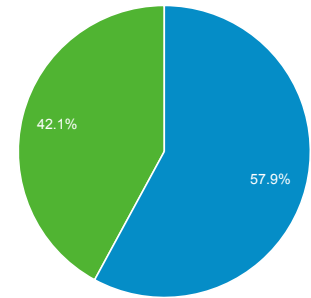
All Users
100.00% Users

Jun 1, 2018 - Jun 30, 2018

Overview



New Visitor Returning Visitor



Language	Users	% Users
1. en-us	5,397	92.73%
2. fr	84	1.44%
3. en-gb	78	1.34%
4. zh-cn	49	0.84%
5. en-ca	20	0.34%
6. ko	18	0.31%
7. en	17	0.29%
8. en-au	12	0.21%
9. es-es	12	0.21%
10. fr-fr	11	0.19%