

May 1, 2017 - May 31, 2017

Frequency & Recency




























 All Users
 100.00% Sessions

Distribution

Count of Sessions

Sessions
20,924
 % of Total: 100.00% (20,924)

Pageviews
48,246
 % of Total: 100.00% (48,246)

Count of Sessions	Sessions	Pageviews
1	5,199 	9,951 
2	1,469 	3,251 
3	877 	1,891 
4	641 	1,468 
5	553 	1,274 
6	489 	1,091 
7	455 	1,158 
8	409 	915 
9-14	1,704 	4,000 
15-25	1,863 	4,049 
26-50	1,790 	3,978 
51-100	1,450 	2,961 
101-200	1,276 	2,733 
201+	2,749 	9,526 