

May 1, 2016 - May 31, 2016

Frequency & Recency




























 All Users
100.00% Sessions

Distribution

Count of Sessions

Sessions
21,933
% of Total: 100.00% (21,933)

Pageviews
59,666
% of Total: 100.00% (59,666)

Count of Sessions	Sessions	Pageviews
1	5,926 	13,216 
2	1,587 	4,137 
3	966 	2,372 
4	727 	1,790 
5	615 	1,646 
6	516 	1,160 
7	464 	1,053 
8	376 	899 
9-14	1,556 	3,748 
15-25	1,663 	3,856 
26-50	1,729 	4,514 
51-100	1,426 	4,323 
101-200	1,126 	2,957 
201+	3,256 	13,995 